

INSTRUCTIONS FOR USE

GenProtect™ 1.0 Card

Warning

For research use only.
Not for use in diagnostic procedures.

Products Description

GenProtect™ cards are designed for room temperature collection, transport and storage of nucleic acids from biological fluids. These cards contain a fiber-based material made of pure absorbent fibers coated with a proprietary chemical formulation intended to prevent environmentally induced degradation for long-term preservation of nucleic acids from biological samples stored at ambient temperature.

GenProtect™ card is recommended for collection of blood.

Instructions

Application of blood samples (fresh whole blood or anticoagulated blood):

1. Place the GenProtect™ card on a clean, dry, flat surface.
2. Label the GenProtect™ card.
3. Drop the blood onto the card at the center of a printed circle area (<125µl per circle). The drop will quickly spread and soak in. Blood sample must be applied from the front side only.
4. Allow the blood samples to dry completely for at least 3 hours at room temperature by supporting the sample area with the paper cover. Do not heat to shorten the drying time.
5. Dried blood spots appear darker than freshly spotted ones. Avoid direct body contact with the blood spots.
6. When the GenProtect™ card is dry, the sample is ready for downstream analysis or can be packaged for transport or storage at room temperature.

Application of saliva or buccal cells samples:

1. Place the GenProtect™ card on a clean, dry, flat surface.
2. Label the GenProtect™ card.
3. Place a sterile foam-tipped applicator in the mouth. In order to soak up as much saliva as possible, run the foam head under the tongue and along the gum line and then rub one side of the foam tip on the inside of the cheek for 30 seconds. Repeat the same procedure using the opposite side of the foam tip for the other cheek.
4. Remove the swab from the mouth and press the flat surface of the foam applicator tip within the printed circle area of the GenProtect™ card. Without lifting the foam tip from the card, squeeze

the tip using a side-to-side motion to completely saturate the sample area.

5. Turn the swab over and repeat with the other side within the same printed circle area. The sample area will turn white indicating the location of sample. Saliva samples must be applied from the pink front side only. The foam swab is for single use only. Do not place into the mouth after it has been in contact with the GenProtect™ card.
6. Discard the foam swab according to laboratory procedure.
7. Allow the saliva samples to completely dry for at least 2 hours at room temperature by supporting the sample area with the paper cover. Do not heat to shorten the drying time. Avoid direct body contact with the saliva spots.
8. When the GenProtect™ card is dry, the sample is ready for downstream analysis or can be packaged for transport or storage at room temperature.

Remark for downstream rtPCR analysis:

Interference leading to negative results in polymerase chain reaction might be observed with heparin stabilized blood.

Precautions

- For hygienic reasons always wear gloves to avoid any contamination when handling GenProtect™ cards. Biological samples are potentially infectious. Follow universal precautions when handling biological specimens.
- Do not touch sample collection area.
- Do not use damaged cards.

Storage

Before collection:

Store unused cards in their original packaging in a cool and dry environment. Protect from light and moisture.

After collection:

After collecting the biological samples, allow them to air dry at room temperature. The GenProtect™ cards must be stored in a cool, dry and humidity-controlled environment (<45% RH) or in an aluminum foil pouch with a desiccant.

Transport

Make sure that the product is not being compressed during transport. Do not ship it together with chemicals.

GenTegra

Disposal

The disposal of the products must be in accordance with local statutory regulations.

For *unused* cards

Disposal together with normal waste is possible. Collection and disposal of these wastes are not subject to special requirements for prevention of infection.

For *used* cards

Dispose of as a biohazard. Disposal together with normal waste is not possible. Collection and disposal of these wastes are subject to special requirements for prevention of infection.






DNA Extraction: use GenSolve

We recommend the use of GenSolve GVR-113 for the highest quality and quantity of DNA when extracting the dsDNA from the dried blood spot GenProtect 1.0.

DNA Extraction and Purification: use GenSolve COMPLETE

We recommend the use of GenSolve COMPLETE GSC-50 & GSC-100 for the highest quality and quantity of dsDNA when extracting and purifying the DNA from the dried blood spots on GenProtect 1.0.

Legend

	Reference Number Card
	Batch number
	Biological Risk For handling and disposal apply special requirements
	Please note the Instructions for Use
	Warning Note

Contact

GenTegra

GenTegra LLC
1061 Serpentine Drive, Suite B
Pleasanton, CA 94566, USA
sales@GenTegra.com

Learn more: www.gentegra.com